

# USGBC's 2010 Natural Talent Design Competition: Presented by Salvation Army's EnviRenew

# CHOOSE A CHAPTER

## Introduction

---

Choosing a chapter is perhaps the most important part of this competition. Thirty-one (31) of USGBC's chapters have chosen to host local competitions. These local competitions are the first round of judging in the competition and each chapter will submit one student and one emerging professional design to the national competition. **If you do not choose a chapter, you will not be judged in the first round of the competition and therefore you will not be eligible to compete in the national competition.** Please see the instructions below to make sure that your team chooses the right chapter.

## Step 1 – Go to your project entry

---

Log on to <http://openarchitecturenetwork.org/competitions/naturaltalent/2010> and sign in to your account. Then, click on your entry on the right side of the screen. See below.

Competition: Small, Green, Affordable My OAN

RESOURCES CATEGORIES JURY ADMIN VOTING ENTRIES ENTER NOW

Submit an Entry

**CLICK HERE**

**USGBC NATURAL TALENT DESIGN COMPETITION**  
SMALL ♣ GREEN ♣ AFFORDABLE

**Your Entries for this Competition**

- [2010 USGBC Natural Talent Design Competition Entry]

Create another entry

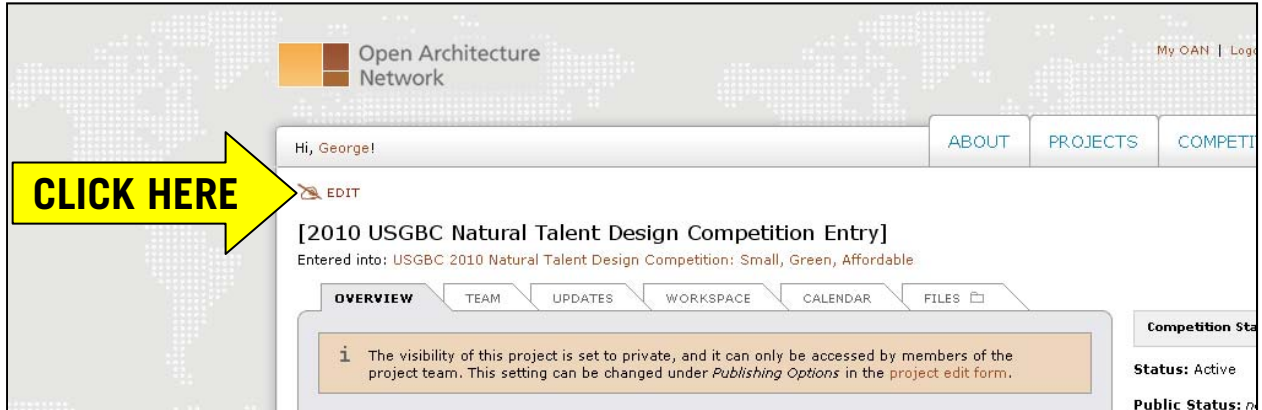
**Competition Details**

- Host: USGBC
- Category:
- Type: Public

## Step 2 – Edit your project entry

---


After step 1, you will come to your project entry page. Click on the “edit” link in the top left corner of the frame.



## Step 3 – Choose your chapter

---

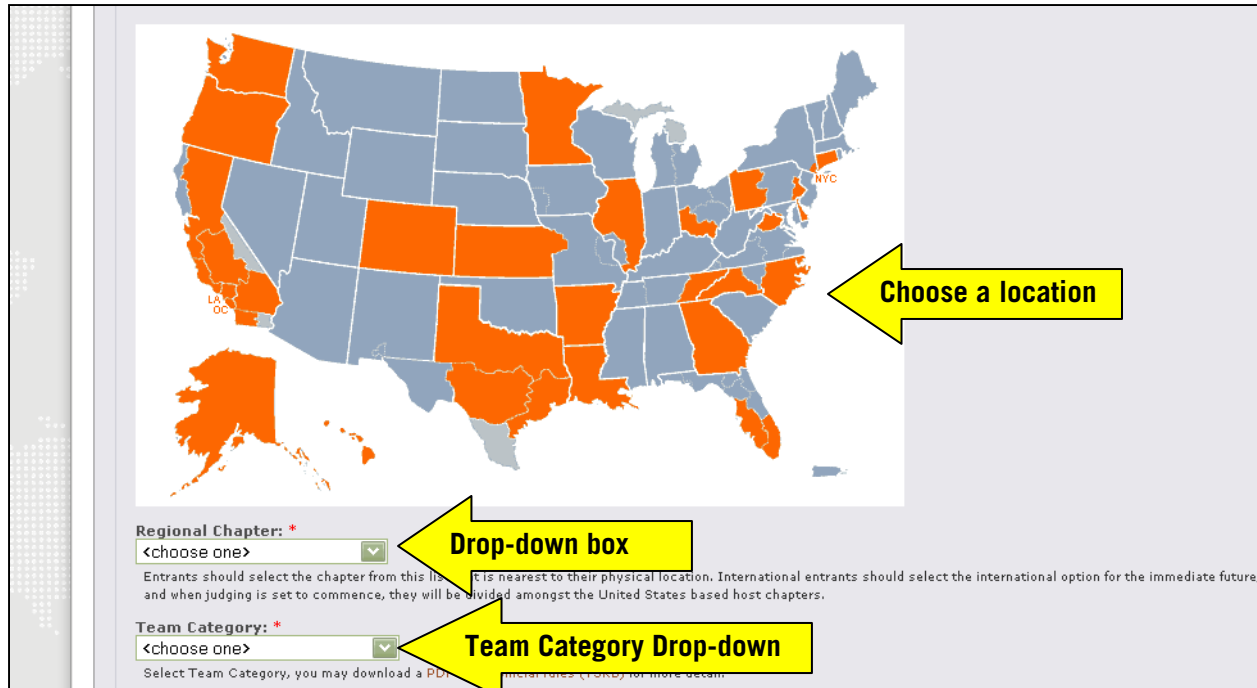
After step 2, you will come to the project entry editing page. Scroll down until you see the small map (see below). Click on the map to enlarge it.



## Step 4 – Choose your chapter, cont'd.

---

After step 3, you will see an enlarged map of the United States (see below). The areas colored in orange are USGBC local chapters that are hosting competitions. Click on the area from which your project will be submitted. If you are a one person team or a team of multiple individuals from the same town or city, please choose the chapter whose territory covers your town or city. If your team has multiple individuals from multiple locations, decide which of those locations in which you want to submit. If you are an international entrant not from British Columbia, do not click any of the states on the map. Instead simply select “International” in the drop-down box below the map (see below). If you do not know in which chapter you belong, please select “Not Sure” in the drop-down box below the map. **If your town or city is not covered by a chapter (orange areas), choose the chapter that is geographically closest to your town or city.**



**Note:** Please note that as of 2/26/10, the Nevada chapter, which covers the entire state of Nevada, is not highlighted in orange despite their participation. However, they can be selected in the drop-down box. This error is working to be corrected as soon as possible.

**North Carolina Triangle Chapter:** Please also note that due to extraordinary circumstances, the North Carolina Triangle Chapter (headquartered in Raleigh, NC) can only accept students from the state of North Carolina. Students from areas close to this chapter should choose the next closest chapter. Emerging Professionals from North Carolina should select the Charlotte Region chapter.

### Step 5 – Choose your team category

---

After step 4, please choose your team category. If you reference the rules found here: [http://openarchitecturenetwork.org/system/files/natural\\_talent\\_rules\\_2009-12-23.pdf](http://openarchitecturenetwork.org/system/files/natural_talent_rules_2009-12-23.pdf), you will see the discussions on student and emerging professional teams. Please select which type of team you are in the “Team Category” drop-down box.

### Step 6 – Choose a Unique Path

---

After step 5, scroll to the bottom of the page and create a unique file path for your entry. This gives you a unique URL through which to access your project. We recommend something unique to your team. After entering the file path, hit submit!

▼ Custom Project Path

Would you like to set a custom url for your project to be accessed at?

**http://openarchitecturenetwork.org/projects/**  **Create a Unique Path**

'The path can only contain lower case letters, numbers, hyphens, and underscores.'

Publishing options

Published

**Hit Submit**

## Remember

---

This is a crucial step in creating your competition entry. Please follow these instructions immediately upon reading this document. The process takes a total of two minutes and can only benefit your team. With this information filled out, USGBC chapters will be able to determine how many events to hold, when and where to hold awards ceremonies, and what types of perks they can offer to you. Again, please do not delay in taking this step. Thank you and please direct all questions to [designcompetition@usgbc.org](mailto:designcompetition@usgbc.org).