

Open Architecture Network beta 0.2

Welcome, guest: [please register](#) or log in to your account!

ABOUT PROJECTS

At the top left corner of the Open Architecture Network's home page, you will find a link prompting you to REGISTER

LOG IN REGISTER REQUEST NEW PASSWORD

Account information

Username: *

Your full name or your preferred username; only letters, numbers and spaces are allowed.

E-mail address: *

A password and instructions will be sent to this e-mail address, so make sure it is accurate.

Password: *


Please choose a password for your account; it must be no more than 30 characters and spaces are not allowed.

Confirm Password: *

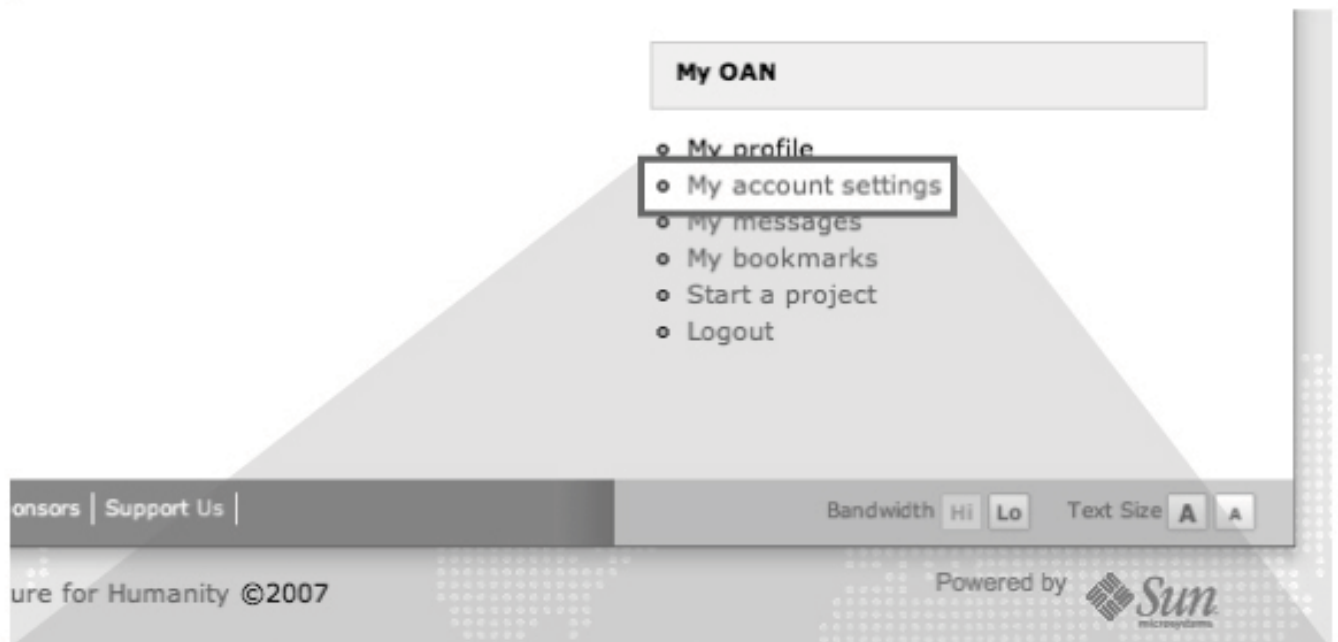
Please re-type your password to confirm it is accurate.

Personal

Fill out as much information as possible to create your new account with the Open Architecture Network!



After you have logged in, click on 'MY OAN' in the upper right corner of the main page.



This is your profile page. Scroll down the bottom, on the right, under 'MY OAN,' click on 'MY ACCOUNT SETTINGS.'

Account validation

re-send validation e-mail

Account information

Username: *

YOUR USERNAME

Your full name or your preferred username: only letters, numbers and spaces are allowed.

E-mail address: *

YOUR EMAIL ADDRESS

Insert a valid e-mail address. All e-mails from the system will be sent to this address. The e-mail address is not made public and will only be used if you wish to receive a new password or wish to receive certain news or notifications by e-mail.

Password:

Two input fields for entering the new password.

To change the current user password, enter the new password in both fields.

Enter your new password two times, scroll to the bottom of the page, and hit 'SUBMIT'...you're done!



HOW TO CHANGE YOUR PROFILE



Open Architecture
Network beta 0.2

Welcome, guest: please register or **log in to your account!**

ABOUT

PROJECTS

In order to update our profile, you must first 'LOG IN TO YOUR ACCOUNT.' Find this link on the OAN home page.

ABOUT

PROJECTS

COMPETITIONS

PEOPLE

RESOURCES

ign.

My OAN

Start a Project

After you have logged in, click on 'MY OAN' in the upper right corner of the main page.

OVERVIEW

COMPETITIONS

TRACK PAGE VISITS

HISTORY

Member for

1 week 2 days

Blog

view recent blog entries

EDUCATION (EDIT)

EXPERTISE (EDIT)

PERSONAL (EDIT)

First Name

Last Name

1a

LOGIN FIRST AT

<http://www.openarchitecturenetwork.org>

Open Architecture Network beta 0.2

Register or Log in

Search

Welcome, guest: please register or log in to your account!

ABOUT

PROJECTS

COMPETITIONS

PEOPLE

RESOURCES

Start a Project

Open Architecture Network

How do you improve the living standards of five billion people?

With 100 million solutions. Your solutions.

Join us now!

Already a member? Log in

Share and review 1849 architectural projects

Access tools for managing your own projects

At the top left corner of the main page, there is a link prompting you to Log In to your OAN account. Click on this link and input your username and password to log in! If you do not have a username or password, refer to Step (i): How to Create a New Account.

1b

THEN ENTER COMPETITION AT

<http://www.openarchitecturenetwork.org/Sportables>

Open Architecture Network beta 0.2

Register or Log in

Search

Welcome, guest: please register or log in to your account!

ABOUT

PROJECTS

COMPETITIONS

PEOPLE

RESOURCES

Sportables

Sponsored by Google SketchUp

OVERVIEW GUIDELINES JURY ENTRIES

Submitted by elaineuang on Mon, 2008-04-21 15:08.

Sportables Challenge Sponsored by Google SketchUp

Challenge | Design Constraints | Community Development
Sports Products | Library Lending Components | Location Video



Around the world nothing connects kids like the power of play.

In areas of great need there is an opportunity to use sports as a catalyst for social change.

Let's create Sportables.

Where resources are scarce, we can create Community access points to deliver vital services.

Let's create highly transportable and deployable play spaces that are sustainable infrastructure nodes.

Enter Competition

Sportables

- Host: Google Sketchup
- Category:
- Type: Public
- Registration Deadline: June 15, 2008
- Submission Deadline: June 30, 2008
- Entry Fee: \$0
- Award: \$1000 1st, \$500 2nd & \$250 3rd
- Contact: elaineuang
- Status: Submission Period

WHO'S ONLINE

There are currently 14 users and 7009 guests online.

Online users

- meda
- sanya detweiler
- meenu modi
- elaineuang
- Anand
- Cameron Sinclair
- perlowandperlow
- wmatteon@gmail.com
- nicole.m.nowak
- Mitchel Stangl

Current Design Challenge

Around the world nothing connects kids like the power of play. In areas of great need there is an opportunity to use sports as a catalyst for social change. Where these resources are scarce, we can create community access points to deliver vital services.

Enter Competition

To enter the competition, click on the 'Enter Competition' button, on the right, both at the top and under the main image. In order to successfully enter the competition, please LOG IN FIRST.

My Competitions

OVERVIEW

COMPETITIONS

TRACK PAGE VISITS

You have successfully enrolled in this competition. Your entrant id is 2447. Click on "Go to my entry" below to start designing your project.

Active Competitions

View all current competitions

Your entry must include:

x1 Presentation Board

x2 to 4 additional images of your design.



All entries must be 2000 x 3000 px.
(15in x 10 in at 200 dpi)

In JPEG, PNG or GIF Format.

Sportables

Host: Google Sketchup

Role: Entrant

Entrant ID: 2447

Go to My Entry

Last Updated: 0 days ago

Take note of your 'Entrant ID' for further reference

Inactive Competitions

These competitions have concluded and are no longer accepting entries.

You have not entered any active competitions

TO ACCESS YOUR ENTRY PAGE

Click on 'Go to My Entry' on the main page or 'Sportables' on the 'My Projects' panel on the right side of the page. This will take you to your new competition page:
<http://www.openarchitecturenetwork.org/node/xxxx>
where xxxx is your Entrant ID

My Projects

Sportables

Unspecified location

Design development

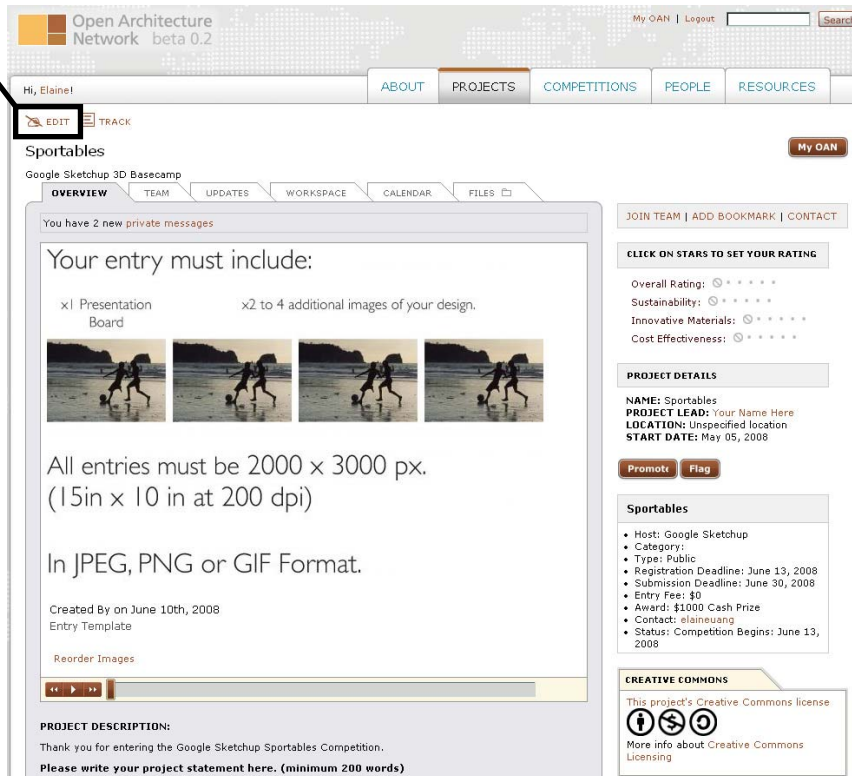
last updated 6/9/08

NOW YOU MAY BEGIN EDITING YOUR COMPETITION PAGE...

3a

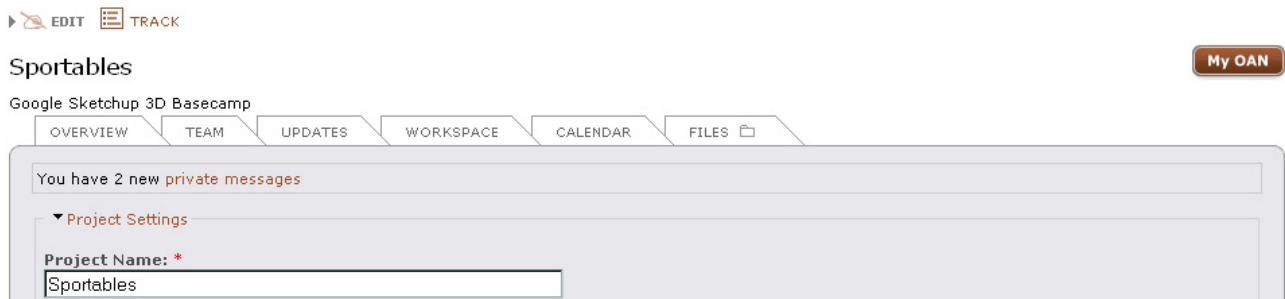
HOW TO UPDATE YOUR COMPETITION PAGE

1. To edit your Project Title and Project Description, click **Edit** in the upper right hand corner



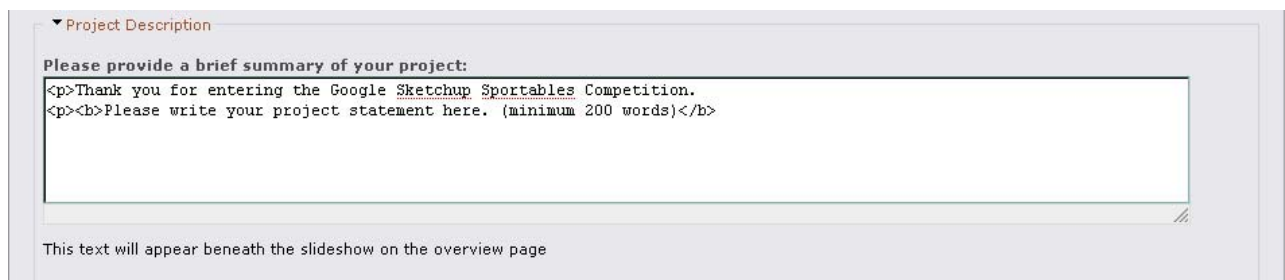
2. Edit Project Title

Edit the project title at the top of the page.



3. Edit Project Description

Scroll down the page and edit the project description in the text box.



3b

HOW TO UPLOAD FILES


OVERVIEW

TEAM

UPDATES

WORKSPACE

CALENDAR

FILES 

On the FILES tab, you can view and upload all files relating to your project. Files can be uploaded into the workspace and/or onto the slideshow.

All files in workspace and slideshow must be in .GIF, .JPEG (RGB, not CMYK format), or .PNG format. Sorry, no .PDFs will show up.

The screenshot shows the file upload interface. Callouts point to the following elements:

- 1** File Set Name (Opt): A text input field for naming the folder.
- 2** Description: A text input field for describing the file.
- 3** Created By: A text input field for crediting the author.
- 4** Sharing Settings: A section with three checkboxes: 'Add file to Slideshow', 'Add file to Workspace', and 'Make file available to All OAN Members'.

1

File Set Name (Opt)

Enter an existing set name that you would like your file

The File Set Name is the name of the folder where the files will be stored. If you do not include a File Set Name, the folder will be named "Individual Files."

The Files tab is intended for you to organize your files and file information. Viewers can click on your project's file tab to download your files (if made available to OAN members) and view the file information.

You can upload SketchUp (.skp) files too, but DO NOT select 'Add to Slideshow' and/or 'Add to Workspace.' for these files.

4

Sharing Settings:
(What is this?)

- Add file to Slideshow
- Add file to Workspace
- Make file available to All OAN Members

This is where you can categorize your files. Files placed into the slideshow can later be reordered.

2

Description:

Type:

3

Created By: *

Enter the name of the person or group who should rec

Add a description and give credit to the author of the file.

The screenshot shows the 'Sportables' overview page. It includes the following information:

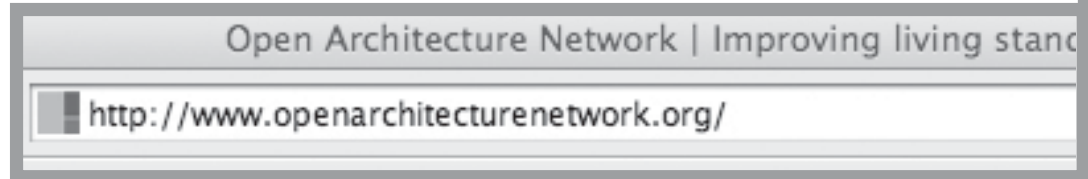
- Navigation tabs: OVERVIEW, TEAM, UPDATES, WORKSPACE, CALENDAR, FILES
- Requirement: "Your entry must include: x1 Presentation Board, x2 to 4 additional images of your design." (Images of horses are shown)
- Resolution: "All entries must be 2000 x 3000 px. (15in x 10 in at 200 dpi)"
- Format: "In JPEG, PNG or GIF Format."
- Metadata: "Created By on June 10th, 2008", "Entry Template"
- Control: "Reorder Images" button

View: OVERVIEW tab with administrative privileges.

4

HOW TO RE-ENTER YOUR COMPETITION PAGE


1. Go to <http://www.openarchitecturenetwork.org>



2. Click on 'log in to your account!' in the upper right corner of the screen.



3. After logging in, click on 'My OAN' in the upper left corner of the screen.



4. In 'My Projects' on the right side of the screen, click on 'Sportables.'

